

District 29 Medication Authorization

HEALTH SERVICES

Sunset Ridge School 847-881-9455 Fax 847-446-6388
Middlefork School 847-881-9503 Fax 847-446-6221

Student Name _____	Grade _____
--------------------	-------------

Medication Allergies: _____ Food Allergies: _____ Other Allergies: _____

NON-PRESCRIPTION MEDICATION

Non- prescription medications must be brought to Health Services by a parent/guardian in a manufacturer-labeled container. Authorizations are valid for 1 school year.

Medical provider and parent signature required.

Please authorize medication administration by checking appropriate boxes or filling in *other medication*:

- Ibuprofen 1-2 tablets (200 mg ea.) every 6 hours as needed
- Acetaminophen 1-2 tablets (325 mg ea.) every 4 hours as needed
- Benadryl 1-2 tablets (25 mg. each) for allergy symptoms or allergic reaction
- Other medication* _____ Dose _____ Frequency _____

PRESCRIPTION MEDICATIONS-Valid for one school year only

Inhalers for asthma NEW FOR 2011!

Note- A student may carry a pharmacy labeled inhaler with parent authorization only. Please sign and date at bottom of this page. Name of inhaler medication: _____.

Medications to manage severe allergic reactions and diabetes

A student may carry an Epipen (epinephrine injection), Benadryl, Insulin and diabetic supplies with medical provider and parent authorization.

Epipen with/without Benadryl: _____

Insulin and glucose monitoring: _____

We recommend that *all* emergency medications are stored in the Health Office. It is very important that we have a back-up inhaler that is easily accessible. Please review item #4 on the reverse side regarding self-administration.

Other Prescription Medications: Must be renewed at the beginning of each school year.

All medications must be brought to Nurse's Office by parent/guardian in a prescription-labeled container.

Medication: _____ Dosage: _____

Frequency: _____ Duration of order: _____

Medication: _____ Dosage: _____

Frequency: _____ Duration of order: _____

Other medications not taken at school that may impact learning: _____

Medical Provider Signature _____ Date _____

Parent/Guardian Signature _____ Date _____

Physician Office Stamp

Please see reverse side for Administration of Medication Procedure/Guidelines.

06-11

District 29 Sunset Ridge and Middlefork School **ADMINISTRATION OF MEDICATION TO STUDENTS**

Parents/guardians have the primary responsibility for the administration of medication to their children. The administration of medication to students during regular school hours and during school related activities is discouraged unless necessary for the critical health and well being of the student. The administration of medication to students is subject to guidelines established by the Superintendent or designee, in keeping with state agency recommendations (e.g., Illinois Department of Professional Regulation, Illinois Department of Public Health, and Illinois State Board of Education).

PROCEDURES/GUIDELINES:


1. **Medication Authorization Form** - School personnel shall not administer to any student, nor shall any student possess or consume *any prescription or non-prescription medication* unless the student's parent has provided the school with a completed Medication Authorization form. The school nurse reviews the written authorization and may consult with the parent/guardian, licensed prescriber or pharmacist for additional information as necessary. Authorization and any subsequent changes include:
 - A. Physician, advanced practice registered nurse, physician's assistant, dentist, or podiatrist-licensed prescriber's written prescription
 - B. Student's name, medication name, dosage and date of order
 - C. Administration instructions (route, time or intervals, duration of prescription)
 - D. Reason/intended effects and possible side effects
 - E. Parent/guardian written permission.
2. **Appropriate Containers** - Medication and refills are to be provided in containers, which are:
 - A. Prescription labeled by a pharmacy or licensed prescriber displaying Rx number, student name, medication, dosage, and directions for administration, date and refill schedule and pharmacist name.
 - B. Manufacturer labeled, **unopened** non-prescription over-the-counter medication.
3. **Administration of Medication** will be by Certificated School Nurse, Registered Nurse, or school administrator. Other school personnel may also volunteer to assist in medication administration and may be given instructions by the nurse. If no volunteer is available, the parent/guardian must make arrangements for administration. The school nurse or administration retains the discretion to deny requests for administration of medication.
4. **Self-Administration** - A student may self-administer medication at school and activities if so ordered by his/her medical provider. Daily documentation will be provided as below (#6) for such health office supervised self-administration. For "as needed" medications such as those taken by students with asthma or allergies, the physician may also order that the student carry the medication on his or her person for his/her own discretionary use according to medical instructions, however no daily documentation will be possible in this case. Students may carry prescription labeled inhalers with parent written permission only. Self-administration privileges may be withdrawn if a student exhibits behavior indicating lack of responsibility toward self or others with regards to medication. Parent signature on this form acknowledges that "the school district is to incur no liability, except for willful and wanton conduct, as a result of any injury arising from the self-administration of medication by the pupil and that the parents/guardians indemnify and hold harmless the school district and its employees and agents against any claims, except a claim based on willful and wanton conduct, arising out of the self-administration of medication by the pupil." (Reference IL PA92-0402)
5. **Stock Medications** - Acetaminophen, Ibuprofen and generic Benadryl are kept in stock at school as a courtesy to students in case of an emergency. In an emergency, a one-time dose may be given with phoned parent permission. A Medication Authorization Form will then be sent home for completion and no further doses will be provided without the completed form on file.
6. **Storage and Record Keeping** - Medication will be stored in a locked cabinet. Medication requiring refrigeration will be stored in a secure area. Each dose will be recorded in the student's individual health record. In the event a dose is not administered, the reason shall be entered in the record. Parents may be notified if indicated and it shall be entered in the record. To assist in safe monitoring of side effects and/or intended effects of the treatment with medication, faculty and staff may be informed regarding the medication plan. For long-term medication, written feedback may be provided at appropriate intervals or as requested by the licensed prescriber and/or parent/guardian.
7. **Documentation, Changes, Renewals, and Other Responsibilities** - To facilitate required documentation, medical orders, changes in medical orders, and parent permissions may be faxed to Health Services. It is the responsibility of the parent/guardian to be sure that all medication orders and permissions are brought to school, refills provided when needed, and to inform the nurse of any significant changes in the student's health. Medication remaining at the end of the school year must be released to a parent/guardian or it will be discarded. **Every prescription and over-the-counter medication order must be renewed each school year.**

Food Allergy Action Plan

Name: _____ D.O.B.: ____ / ____ / ____

Allergy to: _____

Weight: _____ lbs. Asthma: Yes (higher risk for a severe reaction) No



Extremely reactive to the following foods: _____

THEREFORE:

- If checked, give epinephrine immediately for ANY symptoms if the allergen was *likely* eaten.
- If checked, give epinephrine immediately if the allergen was *definitely* eaten, even if no symptoms are noted.

Any SEVERE SYMPTOMS after suspected or known ingestion:

One or more of the following:

LUNG: Short of breath, wheeze, repetitive cough
HEART: Pale, blue, faint, weak pulse, dizzy, confused
THROAT: Tight, hoarse, trouble breathing/swallowing
MOUTH: Obstructive swelling (tongue and/or lips)
SKIN: Many hives over body

Or **combination** of symptoms from different body areas:

SKIN: Hives, itchy rashes, swelling (e.g., eyes, lips)
GUT: Vomiting, crampy pain



- 1. INJECT EPINEPHRINE IMMEDIATELY**
2. Call 911
3. Begin monitoring (see box below)
4. Give additional medications: *
 - Antihistamine
 - Inhaler (bronchodilator) if asthma

*Antihistamines & inhalers/bronchodilators are not to be depended upon to treat a severe reaction (anaphylaxis). USE EPINEPHRINE.

MILD SYMPTOMS ONLY:

MOUTH: Itchy mouth
SKIN: A few hives around mouth/face, mild itch
GUT: Mild nausea/discomfort



- 1. GIVE ANTIHISTAMINE**
2. Stay with student; alert healthcare professionals and parent
3. If symptoms progress (see above), USE EPINEPHRINE
4. Begin monitoring (see box below)

Medications/Doses

Epinephrine (brand and dose): _____
Antihistamine (brand and dose): _____
Other (e.g., inhaler-bronchodilator if asthmatic): _____

Monitoring

Stay with student; alert healthcare professionals and parent. Tell rescue squad epinephrine was given; request an ambulance with epinephrine. Note time when epinephrine was administered. A second dose of epinephrine can be given 5 minutes or more after the first if symptoms persist or recur. For a severe reaction, consider keeping student lying on back with legs raised. Treat student even if parents cannot be reached. See back/attached for auto-injection technique.

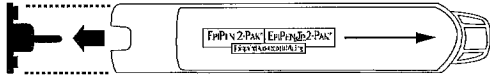
Parent/Guardian Signature _____ Date _____ Physician/Healthcare Provider Signature _____ Date _____

TURN FORM OVER

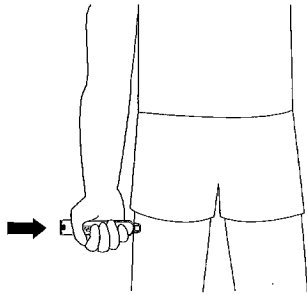
Form provided courtesy of FAAN (www.foodallergy.org) 7/2010

EPIPEN Auto-Injector and EPIPEN Jr Auto-Injector Directions

- First, remove the EPIPEN Auto-Injector from the plastic carrying case
- Pull off the blue safety release cap



- Hold orange tip near outer thigh (always apply to thigh)



- Swing and firmly push orange tip against outer thigh. Hold on thigh for approximately 10 seconds. Remove the EPIPEN Auto-Injector and massage the area for 10 more seconds



DEY™ and the Dey logo, EpiPen®, EpiPen 2-Pak®, and EpiPen Jr 2-Pak® are registered trademarks of Dey Pharma, L.P.

Twinject® 0.3 mg and Twinject® 0.15 mg Directions



Remove caps labeled "1" and "2."

Place rounded tip against outer thigh, press down hard until needle penetrates. Hold for 10 seconds, then remove.



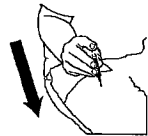
SECOND DOSE ADMINISTRATION: If symptoms don't improve after 10 minutes, administer second dose:

Unscrew rounded tip. Pull syringe from barrel by holding blue collar at needle base.

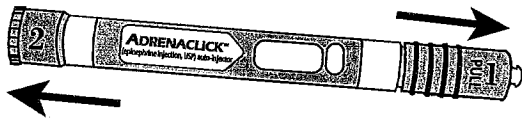


Slide yellow collar off plunger.

Put needle into thigh through skin, push plunger down all the way, and remove.



Adrenallick™ 0.3 mg and Adrenallick™ 0.15 mg Directions



Remove GREY caps labeled "1" and "2."



Place RED rounded tip against outer thigh, press down hard until needle penetrates. Hold for 10 seconds, then remove.

A food allergy response kit should contain at least two doses of epinephrine, other medications as noted by the student's physician, and a copy of this Food Allergy Action Plan.

A kit must accompany the student if he/she is off school grounds (i.e., field trip).

Contacts

Call 911 (Rescue squad: () -) Doctor: _____
 Parent/Guardian: _____

Phone: () - _____
 Phone: () - _____

Other Emergency Contacts

Name/Relationship: _____
 Name/Relationship: _____

Phone: () - _____
 Phone: () - _____